

# RG-RAP2260(H)

## Wi-Fi 6 AX6000 High-density Multi-G Ceiling Access Point

DATASHEET



### Highlights

- Build ultra-high performance Wi-Fi with 5.95Gbps throughput.
- Client connections over 500, higher practical performance as well.
- Boost Internet speed with 5Gbps uplink for the future.
- Easily install extra AP with Reyee Mesh technology.
- Support standalone captive portal, easy to enable Wi-Fi authentication.

# Highlight Features

### Build Ultra-fast Wi-Fi Network for the Future

[Interface](#)[Installation](#)



WIFI 6 AX6000

AX6000  
Wi-Fi 6

4 x 4  
MU-MIMO

Dual 2.5GE  
Wired Uplink

Reye Mesh  
Technology

Free Cloud  
Management

### Build Ultra-fast Wi-Fi Network for the Future

[Interface](#)[Installation](#)



WIFI 6 AX6000

AX6000  
Wi-Fi 6

4 x 4  
MU-MIMO

Dual 2.5GE  
Wired Uplink

Reye Mesh  
Technology

Free Cloud  
Management

### Better Multi-User Experience in High-Density Scenarios

Performance upgraded, support client connections over 500.



Users 500 4x4 MIMO

2.4G 5G

## / Highlight Features

### Boost Your Internet Speed with 5Gbps Uplink

Can be integrated dual 2.5GE uplink, build network for future.

Wireless 5952 Mbps

Wired 5000 Mbps

5Gbps

### Easily Install Extra AP with Reyee Mesh

Less wiring, more relaxing.





## Highlight Features

### More Flexiable Wi-Fi Authentication

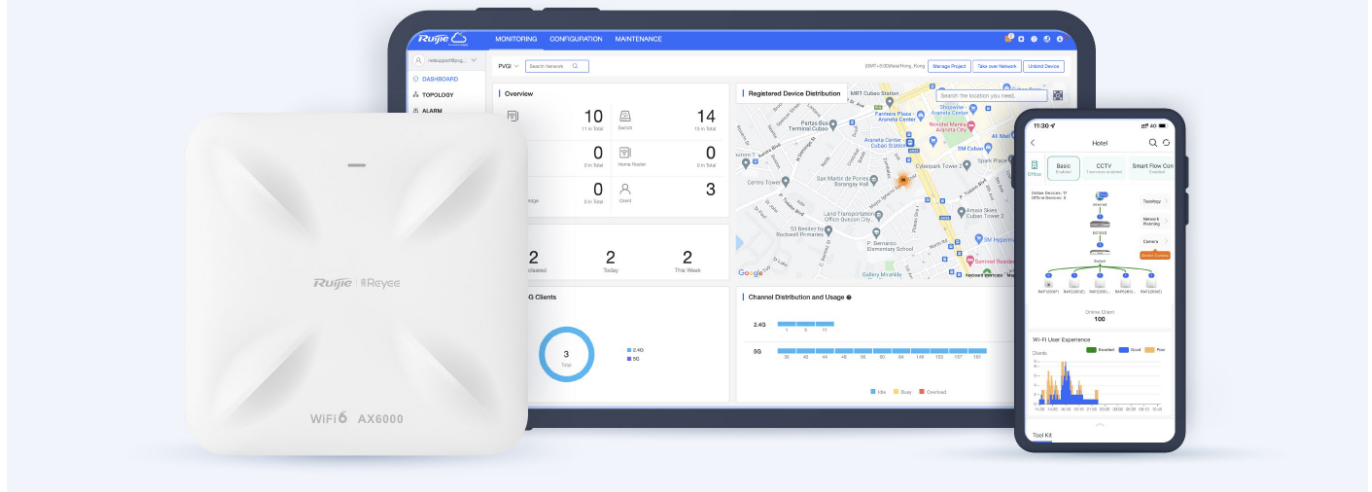
Support standalone captive portal, easy to enable Wi-Fi authentication based on Ruijie Cloud only.\*



\* Access point standalone portal authentication will be supported in Q2.2023 through new firmware.

### Cloud, Make Your Business Easy

- Self-organizing network
- Centralized network management
- Scenario based configuration
- Cloud portal authentication
- Remote monitoring and maintenance



# Specifications

Basic Feature	
Wi-Fi Standards	Wi-Fi 6 (IEEE 802.11ax) Wi-Fi 5 (IEEE 802.11ac Wave 2) Wi-Fi 4 (IEEE 802.11n) IEEE 802.11a IEEE 802.11b/g
MIMO	2.4GHz, 4×4, MU-MIMO 5GHz, 4×4, MU-MIMO
Max. Wi-Fi Speed	2.4GHz: 1148Mbps 5GHz: 4804Mbps
Antenna	8
Antenna Type	Built-In Omnidirectional
Antenna Gain	2.4GHz: 3dBi 5 GHz: 4dBi
Transmit Power	<p>Frequency bands using and the max EIRP: Note: Country specific restrictions apply</p> <p><b>European Union &amp; United Kingdom</b> 2400-2483.5 MHz, EIRP≤ 20 dBm 5150-5350 MHz, EIRP≤ 23 dBm 5470-5725 MHz, EIRP≤ 30 dBm</p> <p><b>United States:</b> 2400-2483.5 MHz, max output power≤30dBm &amp; EIRP ≤ 36 dBm 5150-5250 MHz, max output power≤30dBm &amp; EIRP ≤ 36 dBm 5250-5350 MHz, max output power&lt;24dBm &amp; EIRP ≤ 30 dBm 5470-5725 MHz, max output power&lt;24dBm &amp; EIRP ≤ 30 dBm 5725-5825 MHz, max output power≤30dBm &amp; EIRP ≤ 36 dBm</p> <p><b>Myanmar :</b> 2400-2483.5 MHz, EIRP ≤ 23 dBm 5725-5825 MHz, EIRP ≤ 30 dBm</p> <p><b>Thailand:</b> 2400-2483.5 MHz, EIRP ≤ 20 dBm 5150-5350 MHz, EIRP ≤ 23 dBm 5470-5725 MHz, EIRP ≤ 30 dBm 5725-5825 MHz, EIRP ≤ 30 dBm</p> <p><b>Indonesia:</b> 2400-2483.5 MHz, EIRP ≤ 27 dBm 5150-5350 MHz, EIRP ≤ 23 dBm 5725-5825 MHz, EIRP ≤ 23 dBm</p> <p><b>Egypt:</b> 2400-2483.5 MHz, EIRP ≤ 20 dBm 5150-5350 MHz, EIRP ≤ 23 dBm</p>

# Specifications

## Basic Feature

Fixed Ports	2 x 100/1000/2500 Base-T ports 1 × Reset button 1 x DC port
Max. Clients	512
Recommended Clients	130
Max. SSIDs	8
Recommended Wi-Fi Coverage Radius	2.4GHz: 40 meters 5GHz: 70 meters The Wi-Fi coverage is related to the installation environment of the access point.
Max. Wi-Fi Coverage Radius	150 meters
Operation Frequency Bands	802.11b/g/n/ax: 2.400 GHz to 2.4835 GHz 802.11a/n/ac/ax: 5.150 GHz to 5.350 GHz, 5.470 GHz to 5.725 GHz , 5.725 GHz to 5.850 GHz country-specific restrictions apply

## Software Feature

WLAN Basic Features	
Power Adjustment	✓
Frequency Bandwidth	2.4 GHz: Auto/20/40 MHz 5 GHz: Auto/20/40/80/160 MHz
Roaming	Layer 2 roaming Layer 3 roaming
OFDMA	✓
Beamforming	✓
WMM	✓
Radar Signal Detection and Frequency Hopping (DFS)	✓
WLAN Security	
Max Wi-Fi Password Length	16 Digits
Security Mode	WPA-PSK, WPA2-PSK, WPA/WPA2-PSK
Blacklist and Whitelist	✓

# / Specifications

Software Feature	
Enhanced User Experience	
Wi-Fi Optimization	✓
STA Limit	✓
Removing Low-RSSI STAs	✓
Adjusting Sending Rate of Beacon and Probe Response	✓
Syslog Recording Why Users Lose Connection	✓
Auto Channel and Power Adjustment on Cloud	✓
RSSI Threshold for STA Access	✓
Load Balancing	✓
Networks	
Network Access Mode	PPPoE Client DHCP Client Static IP
VLAN	✓
DHCP Server	✓
System	
Cloud Management	✓
APP Management	✓
APP Upgrade	✓
APP Restart	✓
Scheduled Restart	✓
Default Access/Password	10.44.77.254 The factory status password: admin

# Specifications

System	
Local Upgrade	✓
Online Upgrade	✓
Dual-bin Backup	✓
Factory Reset	✓
Language	Chinese English
System Log	✓
Diagnostics	✓
Network Check	✓
Physical	
LED Indicator	1 × System LED indicator
Buttons	1 × Reset button
Dimensions (W × D × H)	230 mm x 230 mm x 49.5 mm (Without Mounting Bracket)
Weight	≤ 1.80 kg (Without Mounting Bracket)
DC Port Dimensions	Outer Diameter: 5.5 mm Inner Diameter: 2.1 mm Length: 10 mm
Installation	Ceiling-Mountable
Mounting Bracket Dimensions (W × D × H)	120 mm x 120 mm x 8.7 mm
Mounting Hole Pattern	53 mm x 53 mm
Mounting Hole Diameter	6.5 mm
Pole Diameter	NA
Power Supplies	IEEE 802.3bt PoE DC 48V/1A
Power Consumption	≤ 40W
PoE Power Budget	NA

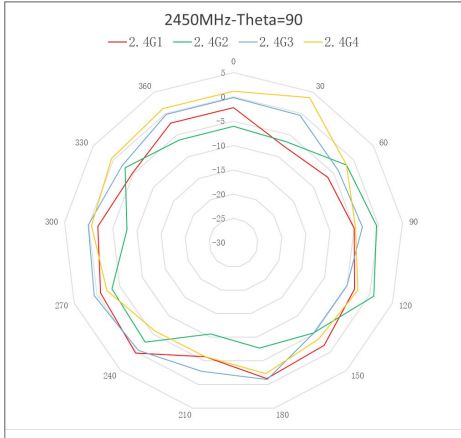
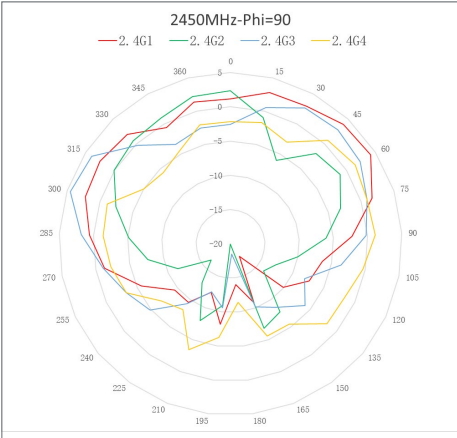
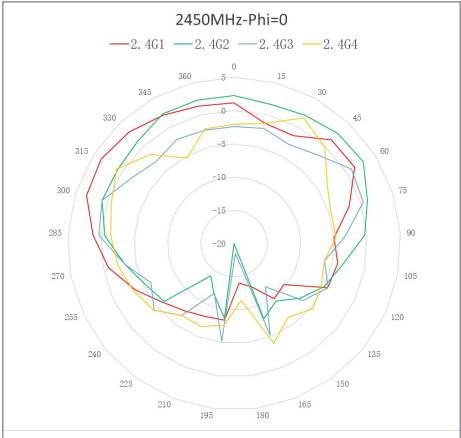


# Specifications

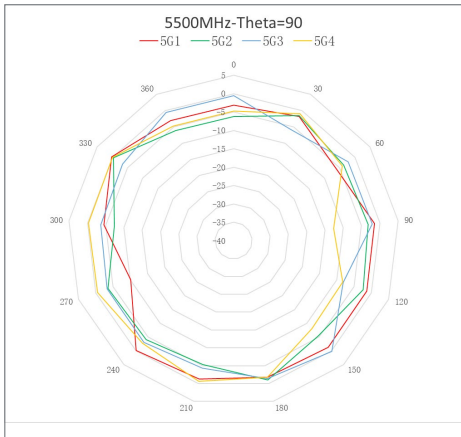
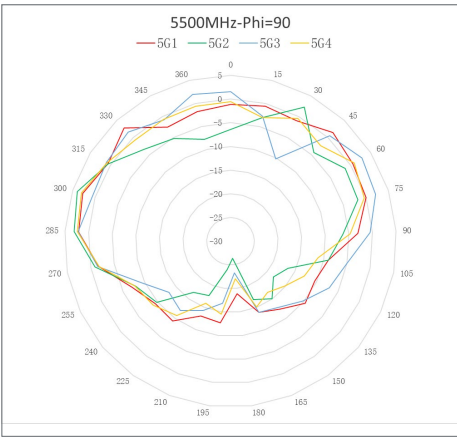
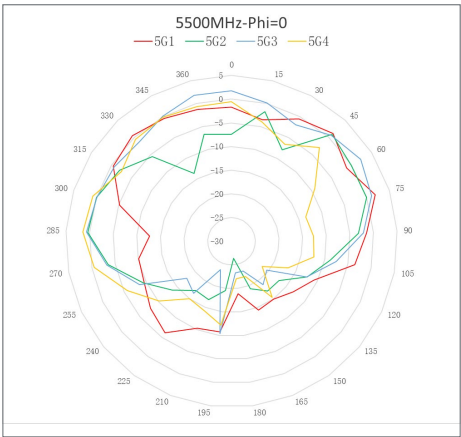
Physical	
Environmental	
Operating Temperature	0°C to 40°C
Storage Temperature	-40°C to 70°C
Operating Humidity	5% to 95% Noncondensing
Storage Humidity	5% to 95% Noncondensing
IP(Ingress Protection)	NA
Port Surge	4kV
MTBF	>400000H

# Antenna Schematic

2.4GHz



5GHz



# Package Contents

Package Information	RG-RAP2260(H)
Access Point	1
User Manual	1
Certificate of Quality	1
Screws and Wall Anchors	4
Mounting Bracket	1
Key to Security Lock	1
Package Weight	1.79 kg
Package Dimension (w x d x h)	292mm x 277 mm x 81 mm





 **R**edefine your **e**asy network

---

Copyright ©2000-2023 Ruijie Networks Co., Ltd. All rights reserved.

No part of this document may be reproduced or transmitted in any form or any means without prior written consent of Ruijie Networks Co., Ltd.

#### Notice

This content is applicable only to regions outside the China mainland. Ruijie Networks Co., Ltd. reserves the right to interpret this content.

The information contained herein is subject to change without notice. Nothing herein should be construed as constituting an additional warranty. Ruijie Networks Co., Ltd. shall not be liable for technical or editorial errors or omissions contained herein.



Ruijie Networks Co., Ltd.  
Building 19, Juyuanzhou Industrial Park, No.618 Jinshan  
Road, Cangshan District, Fuzhou, Fujian, China  
Website: <https://www.ruijienetworks.com>